



DeKalb Academy of Technology and the Environment Charter School

 1492 Kelton Drive, Stone Mountain, GA 30083

 678.999.9290

 Grades: K-8

 Enrollment: 725 students

Note: For information on educator qualifications and other federal reporting requirements, [click here](#). Discipline data are available in the [K-12 Student Discipline Dashboard](#).

Performance Snapshot

- DeKalb Academy of Technology and the Environment Charter School's **overall performance is higher than 78% of schools in the state** and is higher than its district.
- Its elementary students' **academic growth is higher than 84% of elementary schools in the state** and higher than its district.
- Its middle school students' **academic growth is higher than 92% of middle schools in the state** and higher than its district.
- 53.8% of its 3rd grade students are reading at or above the grade level target.**
- 81.5% of its 8th grade students are reading at or above the grade level target.**
- DeKalb Academy of Technology and the Environment Charter School is **Beating the Odds**, meaning that it performs better than similar schools.

School Wide

B83.5

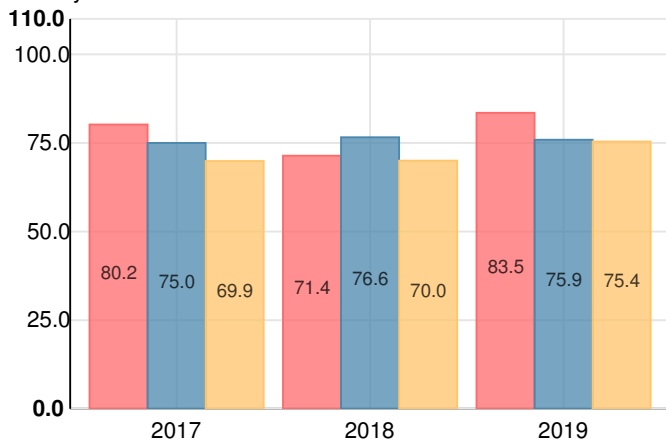
Year	DeKalb Academy of Technology and the Environment Charter School
2019	B
2018	C
2017	B
2016	D
2015	D

Grade conversion	
A	90 - 100
B	80 - 89.9
C	70 - 79.9
D	60 - 69.9
F	0 - 59.9

CCRPI Single Score

DeKalb Academy of Technology and the Environment Charter School
Georgia

DeKalb County



Student Mobility Rate

5.0%

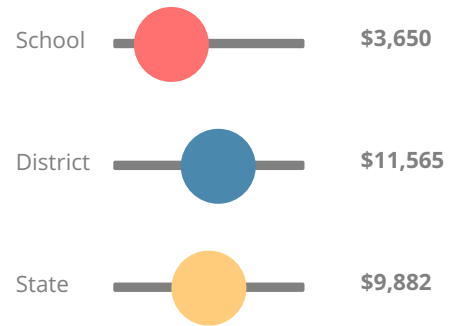
School Climate Star Rating



Financial Efficiency Star Rating

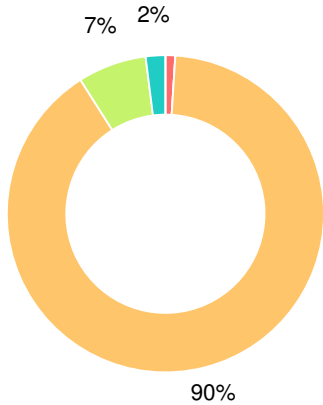


Per Pupil Expenditures



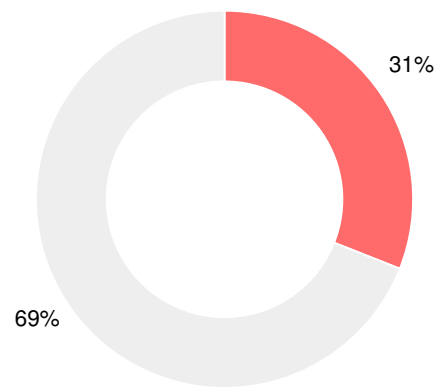
Race/Ethnicity

- Asian/Pacific Islander
- American Indian/Alaskan
- Black
- Hispanic
- Multi-racial
- White



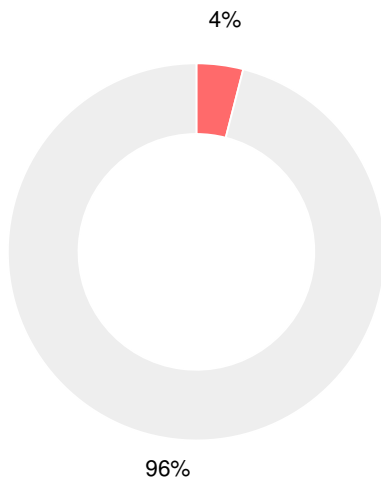
Economically Disadvantaged (ED)

- ED
- Not ED



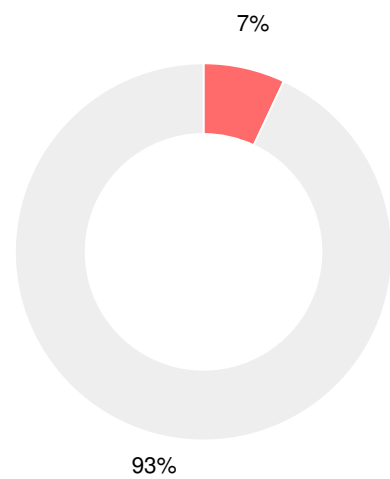
Students with Disability (SWD)

- SWD
- Not SWD



English Language Learners (ELL)

- ELL
- Not ELL



Elementary

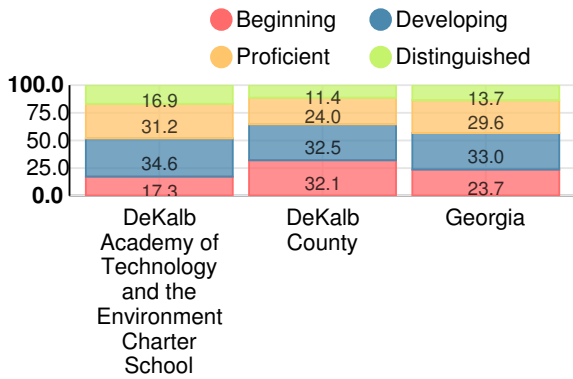
CCRPI Score

DeKalb Academy of Technology and the Environment Charter School

Indicator	2019
Content Mastery	66.6
Progress	93.1
Closing Gaps	100.0
Readiness	81.8
CCRPI Score	83.9

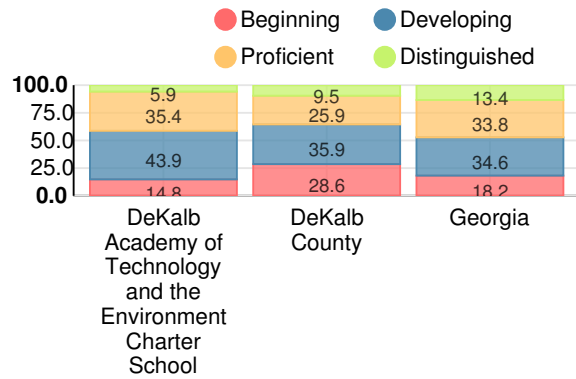
English

Percent of students scoring in each performance level on 2019 Georgia Milestones for elementary grades



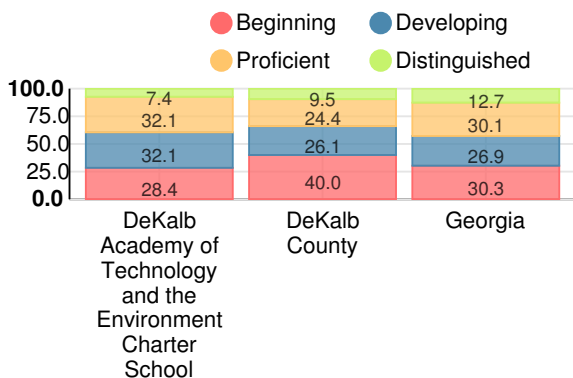
Mathematics

Percent of students scoring in each performance level on 2019 Georgia Milestones for elementary grades



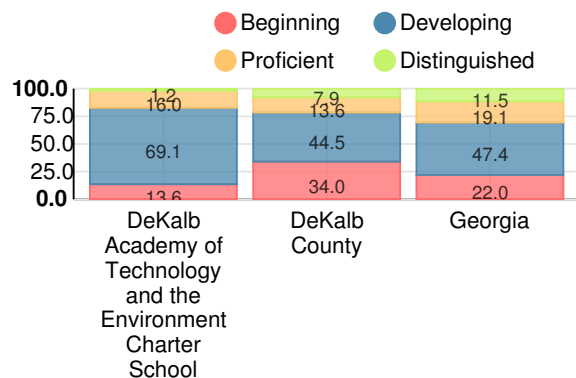
Science

Percent of students scoring in each performance level on 2019 Georgia Milestones for elementary grades



Social Studies

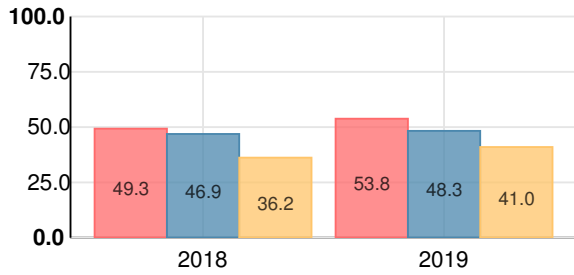
Percent of students scoring in each performance level on 2019 Georgia Milestones for elementary grades



Reading at or above the Grade Level Target (3rd Grade)

Percent of students in grade 3 achieving Lexile measure equal to or greater than 670

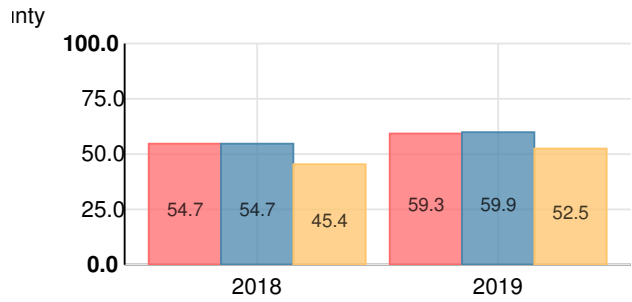
DeKalb Academy of Technology and the Environment Charter School



Reading at or above the Grade Level Target (5th Grade)

Percent of students in grade 5 achieving Lexile measure equal to or greater than 920

DeKalb Academy of Technology and the Environment Charter School



Middle School

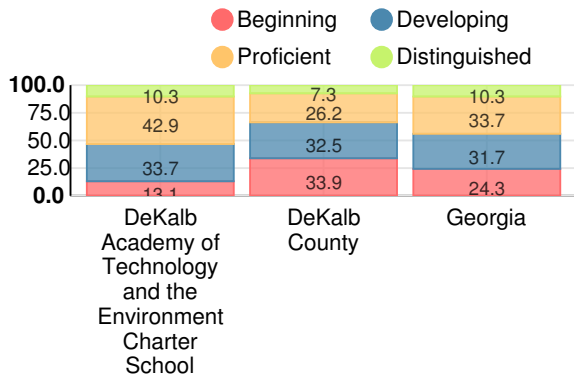
CCRPI Score

DeKalb Academy of Technology and the Environment Charter School

Indicator	2019
Content Mastery	75.2
Progress	94.0
Closing Gaps	62.5
Readiness	90.2
CCRPI Score	82.9

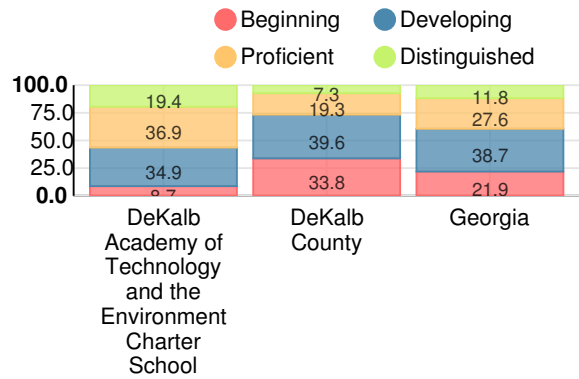
English

Percent of students scoring in each performance level on 2019 Georgia Milestones for middle school grades



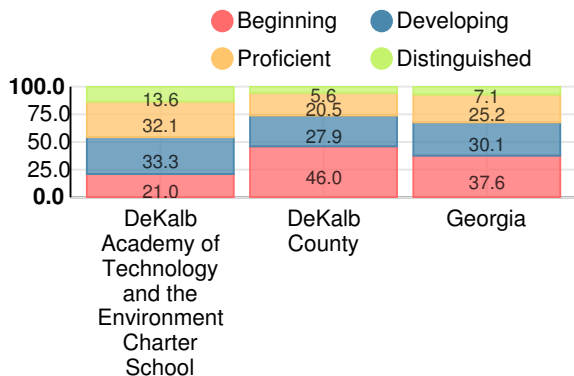
Mathematics

Percent of students scoring in each performance level on 2019 Georgia Milestones for middle school grades



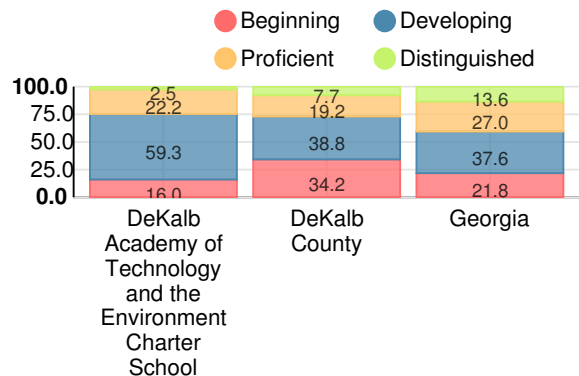
Science

Percent of students scoring in each performance level on 2019 Georgia Milestones for middle school grades



Social Studies

Percent of students scoring in each performance level on 2019 Georgia Milestones for middle school grades



Reading at or above the Grade Level Target (8th Grade)

Percent of students in grade 8 achieving Lexile measure greater than 1097

DeKalb Academy of Technology and the Environment Charter School

