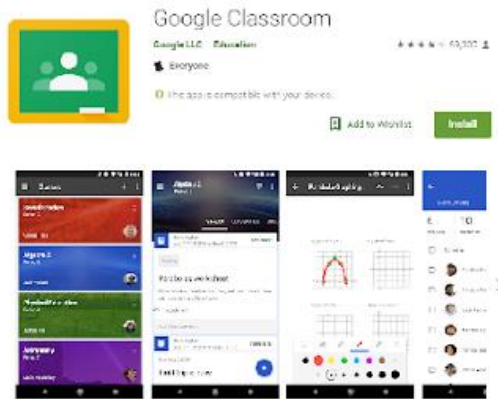




FAQ's

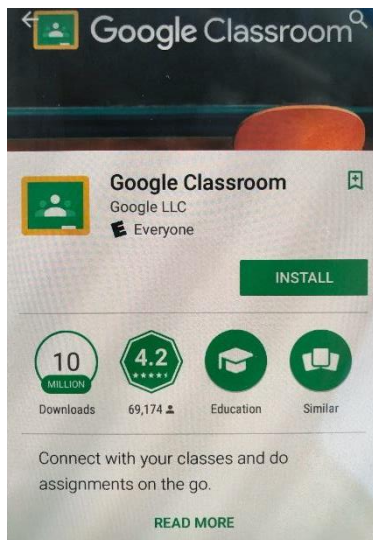
Install Google Classroom on Android devices



To use Classroom on your Android device, download the Classroom app from Google Play.

1. On your device, tap Google Play Store.
2. Find and install the Google Classroom app.

Install Google Classroom on an iPhone



To use Classroom on your iPhone® or iPad®, download the Classroom app from the App Store.

1. On your device, tap App Store.
2. Find and install the Google Classroom app.




FAQ's

Sign in for the first time

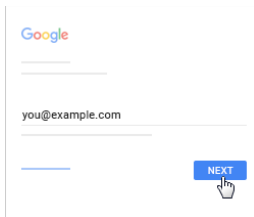
1. Tap Classroom



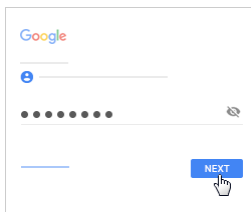
2. Tap Get Started.



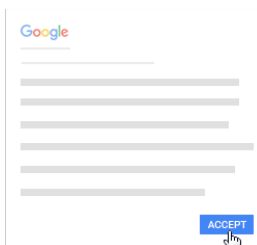
3. Tap Add account.
4. Enter your students email address and password (Passwords cannot be changed)



5. Enter your password and tap Next.



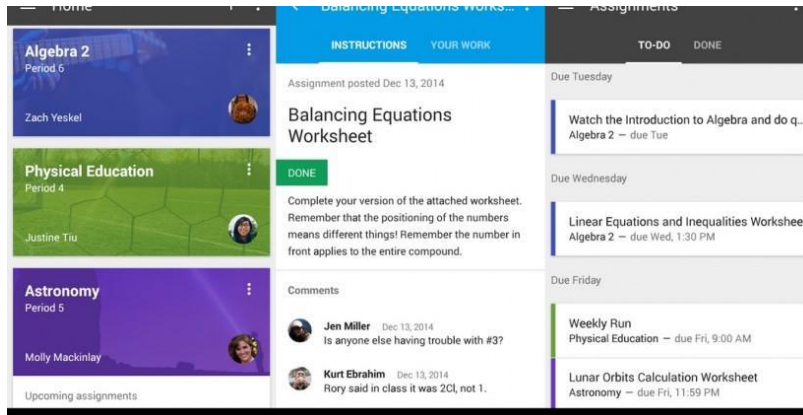
6. If there is a welcome message, read it and tap Accept.





FAQ's

7. Once logged into Google Classroom you will see a screen, similar to the below, that will list the classes your child has and grade level announcements.



8. To access homework for a particular class just click in that particular classroom.



FAQ's

Sign in daily

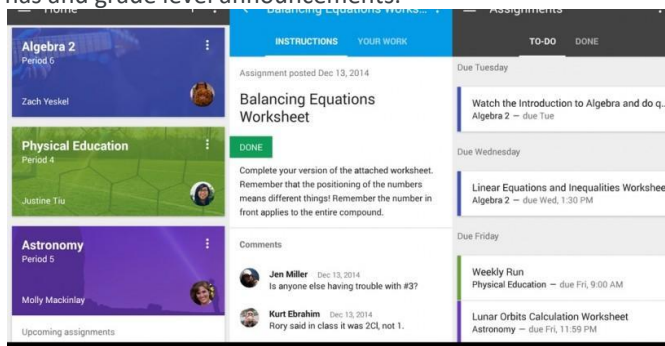
1. Tap Classroom



2. To log into Google Classroom to check your student's progress daily, enter your students email address and password (Passwords will be provided to you by your teacher and CANNOT be changed)

A screenshot of the Google Classroom sign-in form. It features a grey person icon at the top, followed by an "Email" input field, a "Password" input field, and a blue "Sign in" button. Below the button are two links: "Stay signed in" (checked) and "Need help?".

3. Once logged into Google Classroom you will see a screen, similar to the below, that will list the classes your child has and grade level announcements.



4. To access homework for a particular class just click in that particular classroom.



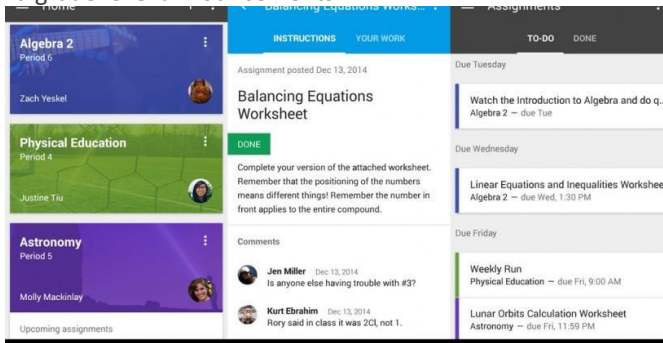
FAQ's

How to log on from your home computer

1. Preferably use Google Chrome as your browser (This is the browser of choice for DATE Academy)
2. Go to this website: <https://classroom.google.com>
3. Enter your students email address and password (Passwords will be provided to you by your teacher and cannot be changed)

A screenshot of the Google Classroom sign-in form. It features a large grey circle with a white person icon at the top. Below it are two input fields: "Email" and "Password". A blue "Sign in" button is positioned below the password field. At the bottom left, there is a checked checkbox labeled "Stay signed in" and a link labeled "Need help?".

4. Once logged into Google Classroom you will see a screen similar to the below that will list the classes your child has and grade level announcements.



5. To access homework for a particular class just click in that particular classroom.



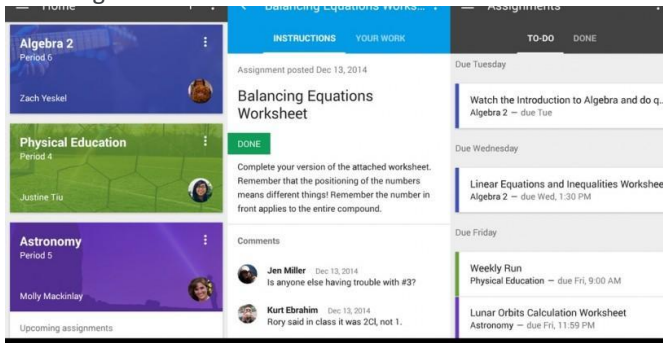
FAQ's

How to log on from DATE Website

1. Preferably use Google Chrome as your browser (This is the browser of choice for DATE Academy).
2. Go to this website: <http://www.dateacademy.org>
3. Click on the PARENTS tab
4. Click on Google Classroom link
5. Enter your students email address and password (Passwords will be provided to you by your teacher and cannot be changed).

A screenshot of the Google Classroom login form. It features a grey background with a white circular profile icon placeholder at the top. Below the icon are two input fields: "Email" and "Password". A blue "Sign in" button is positioned below the password field. At the bottom left, there is a checked checkbox labeled "Stay signed in" and a link labeled "Need help?".

6. Once logged into Google Classroom you will see a screen, similar to the below, that will list the classes your child has and grade level announcements.



6. To access homework for a particular class just click in that particular classroom.